**ALUGLOBUS**
ALUMINUM SYSTEMS

THE TANK™

— THE 8-INCH LOUVER SYSTEM | OURS VS THREE COMPETITORS

# BUILT LIKE A TANK.

See ours. See theirs. Then decide.




**8-INCH**
LOUVER BLADE

**0.080-INCH**
ALUMINUM WALLS

**6005-T6**
STRUCTURAL EXTRUSION ALLOY

Tank image is a brand illustration, not a physical test or load-capacity claim.

# BUILT LIKE A TANK. DESIGNED FOR HOME.

Architectural automatic louver patio systems.



## YOUR PATIO. YOUR DESIGN.

Custom size. Custom layout. A system built around your space.

From the structure to the finishing details, explore THE TANK™.

ACTUAL ALUGLOBUS PROJECT

HOW TO READ THIS GUIDE

# ONE SYSTEM IS OURS. THREE ARE NOT.

Each competitor gets its own section, so it is always clear which blade is which.

**ORANGE = ALUGLOBUS THE TANK™**
Ours. Every orange label, bar and number is our system.

**GRAY = COMPETITOR**
Not Aluglobus. Each competitor has its own section.

## WHAT YOU ARE COMPARING

**THE TANK™**

8-INCH BLADE
0.080-INCH WALLS
6005-T6

**COMPETITOR: 6-INCH**

6-INCH BLADE
0.055-INCH WALLS
GRADE UNKNOWN

**COMPETITOR: 4-INCH**

4-INCH BLADE
0.047-INCH WALLS
6063-T5

**COMPETITOR: 6.5-INCH**

6.5-INCH BLADE
0.059-INCH WALLS
6063-T5

## INSIDE THIS GUIDE

| | | | |
|---|---|---|---|
| 01 | **MEET THE TANK™** | Our blade, advantages and options | 04 |
| 02 | **THE LINEUP** | Ours and all three competitors | 11 |
| 03 | **VS COMPETITOR: 6-INCH** | One-on-one comparison | 14 |
| 04 | **VS COMPETITOR: 4-INCH** | One-on-one comparison + inside the roof | 18 |
| 05 | **THE TANK™ VS THE KIT** | One-on-one vs the 6.5-inch pergola kit | 26 |
| 06 | **THE VERDICT** | THE TANK™ vs all three, side by side | 34 |
| 07 | **NEXT STEP** | Send your dimensions + a property photo | 40 |

Competitors are identified by blade size only. Comparisons apply to the selected products.

01

SECTION 01

# MEET THE TANK™

Our system first: the blade, the build and the options.

The 8-inch blade, up close

Advantages built around your patio

Open space, lighting, fans and heaters

OUR BLADE

# THE TANK™ BLADE. UP CLOSE.

Large profile. Heavy aluminum walls. A clear view of the actual piece.

ALUGLOBUS · OURS

## ALUGLOBUS LOUVER PROFILE



**8-INCH**
WIDE LOUVER BLADE

**6005-T6**
STRUCTURAL EXTRUSION ALLOY

0.080-INCH ALUMINUM WALLS

Sample background removed for clarity. Blade grade follows the latest owner specification.

THE TANK™ ADVANTAGES

# BUILT AROUND YOUR PATIO.

Custom size. Custom layout. Custom finish.

01

## RUBBER SEALS BETWEEN BLADES

A cushioned blade interface helps limit direct metal contact and water entry.

02

## 12-FT BAY OPTIONS

Cleaner overhead views, with the support layout matched to the project.

03

## CUSTOM AKZONOBEL POWDER COATING

Color options to coordinate with the home, windows, gates and exterior finishes.

04

## 7-STAGE PRETREATMENT

An architectural coating process with specified AAMA 2604 powder coating.

Bay dimensions, support locations and loads require project-specific engineering. Coating performance depends on the selected product and application process.

OUR PROJECTS

# OPEN SPACE. FEWER INTERRUPTIONS.

THE TANK™ shown in a 24-ft project layout.




ALUGLOBUS · OURS **ROOM TO GATHER WITHOUT A CENTER POST.**

Project layout shown. This is not a 24-ft unsupported blade-span claim. Sizes and support requirements are subject to engineering.

OPTIONS

# LIGHTING + AUDIO OPTIONS

THE TANK™ brings the finished outdoor room together.




ALUGLOBUS · OURS **LED STRIPS. RECESSED LIGHTS. SPEAKERS.**

Accessories are optional and configured for the project. This supplied visual has edited labels.

OPTIONS

# FAN + LIGHTING OPTIONS

Comfort and lighting, integrated into the project layout.




ALUGLOBUS · OURS **MAKE THE SPACE COMFORTABLE TO USE.**

Fan support, wiring and electrical installation must follow the approved project design.

OPTIONS

# OUTDOOR HEATER OPTIONS

Configure THE TANK™ around the way the patio will be used.




ALUGLOBUS · OURS **EXTEND YOUR OUTDOOR COMFORT.**

Heaters are optional. Clearances, mounting and electrical requirements depend on the selected heater and approved installation.

02

SECTION 02

# THE LINEUP

Ours and all three competitors, before the one-on-one comparisons.

CAD profiles

Blade views

ALUGLOBUS VS COMPETITORS | CAD PROFILES

# OUR 8-INCH TANK VS COMPETITORS

Aluglobus: 8-inch Tank. Competitors: 6-inch and 4-inch blades.

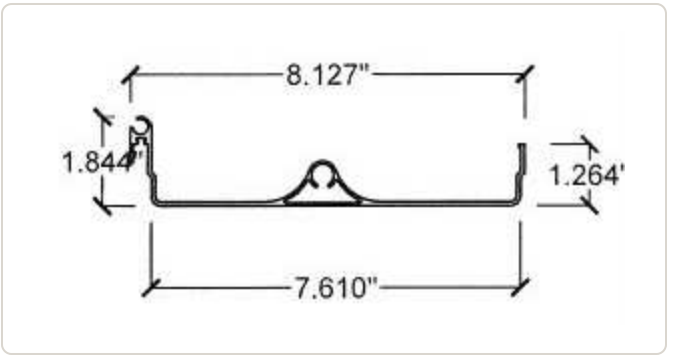


ALUGLOBUS · OURS

## ALUGLOBUS: THE TANK™ | 8-INCH

**0.080-INCH WALLS | 6005-T6**

VS

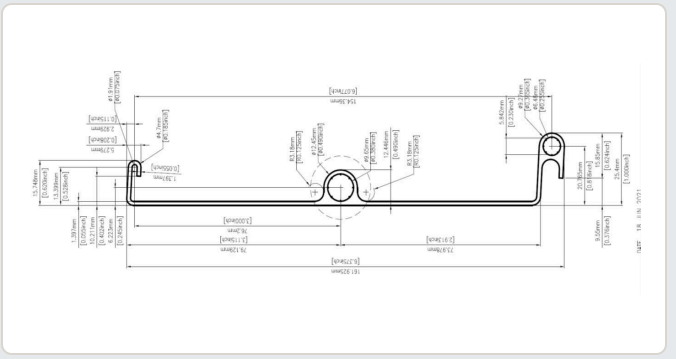

COMPETITOR: 6-INCH · NOT ALUGLOBUS

## COMPETITOR: 6-INCH

**0.055-INCH WALLS | GRADE UNKNOWN**

VS

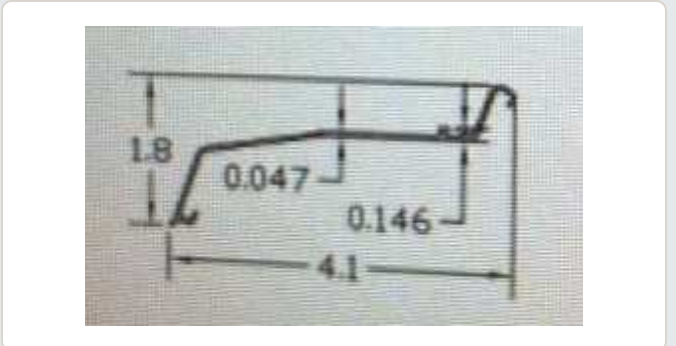


COMPETITOR: 4-INCH · NOT ALUGLOBUS

## COMPETITOR: 4-INCH

**0.047-INCH WALLS | 6063-T5**

Original supplied CAD views, enlarged and cropped for legibility. Images are not at a common scale. Nominal blade sizes shown; our grade follows the latest owner specification.

ALUGLOBUS VS COMPETITORS | BLADE VIEWS

# OUR 8-INCH TANK VS COMPETITORS

Only the 8-inch Tank is ours. The 6-inch and 4-inch blades are competitors.



ALUGLOBUS · OURS

## ALUGLOBUS: THE TANK™ | 8-INCH

**0.080-INCH WALLS | 6005-T6**

HEAVY-WALL ALUMINUM + RUBBER BLADE SEALS

VS



COMPETITOR: 6-INCH · NOT ALUGLOBUS

## COMPETITOR: 6-INCH

**0.055-INCH WALLS | GRADE UNKNOWN**

FLAT UNDERSIDE. NO RUBBER BLADE SEALS.

VS



COMPETITOR: 4-INCH · NOT ALUGLOBUS

## COMPETITOR: 4-INCH

**0.047-INCH WALLS | 6063-T5**

PLASTIC LINKAGE / PIVOT COMPONENTS

Our and four-inch views: isolated sample photographs. Six-inch view: CAD-derived 3D illustration. Images are not at a common scale. Comparisons apply to the selected systems.

03

SECTION 03

# VS COMPETITOR: 6-INCH

One-on-one: our 8-inch Tank against the 6-inch blade.

ALUGLOBUS · OURS

## 8-INCH

0.080-INCH WALLS
6005-T6
RUBBER BLADE SEALS

VS

COMPETITOR: 6-INCH · NOT ALUGLOBUS

## 6-INCH

0.055-INCH WALLS
GRADE UNKNOWN
NO RUBBER BLADE SEALS

Comparison 02 ›
The complete 6-inch CAD ›
The full 6-inch profile ›

THE TANK™ | COMPARISON 02

# ALUGLOBUS 8-INCH VS COMPETITOR 6-INCH

Compare blade size, wall construction, and the sealing interface.

ALUGLOBUS · OURS

## ALUGLOBUS: THE TANK™ | 8 INCH | 6005-T6



**0.080-INCH WALLS + RUBBER BLADE SEALS**

VS

COMPETITOR: 6-INCH · NOT ALUGLOBUS

## COMPETITOR 6-INCH BLADE



**0.055-INCH WALLS. NO RUBBER BLADE SEALS.**

Six-inch view is a CAD-derived 3D illustration of the complete profile. Seal condition described by owner. Alloy grade unknown.

CAD VS CAD | COMPETITOR 6-INCH SYSTEM

# THE COMPLETE 6-INCH CAD

Both halves. Center tube. Complete edge profiles.

ALUGLOBUS · OURS

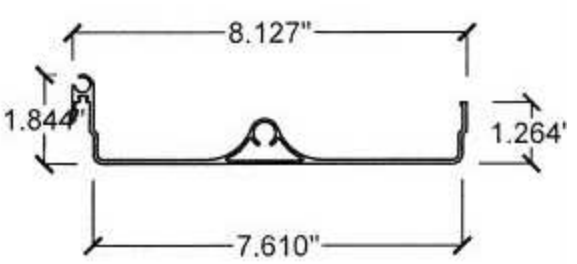


**8.127 INCHES**

OVERALL BLADE WIDTH

**0.080 INCH**

ALUMINUM WALL THICKNESS

ALUMINUM GRADE: 6005-T6

VS

COMPETITOR: 6-INCH · NOT ALUGLOBUS

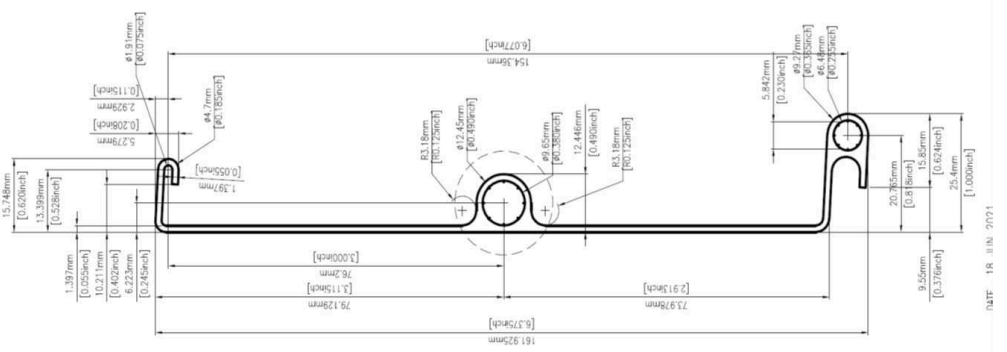

**6-INCH CLASS**

NOMINAL BLADE SIZE

**0.055 INCH**

ALUMINUM WALL THICKNESS

ALUMINUM GRADE: UNKNOWN

Original CAD screenshot. It shows a 6.375-inch overall profile width and 6.077-inch upper dimension. Dimensions refer to different measurement points. Top: supplied CAD drawing of THE TANK™ blade, shown as framed elsewhere in this guide. Drawings are not at a common scale.

COMPETITOR 6-INCH SYSTEM

# THE FULL 6-INCH PROFILE.

CAD-derived illustration. Continuous flat underside.

COMPETITOR: 6-INCH · NOT ALUGLOBUS

## FULL WIDTH. FLAT UNDERSIDE.



0.055-INCH WALLS | ALLOY GRADE UNKNOWN

**No rubber seal at the blade-to-blade joint.**

CAD-derived visual illustration, not a product photograph or dimensional model. Refer to the original drawing for manufacturing dimensions. Seal condition supplied by owner.

04

SECTION 04

# VS COMPETITOR: 4-INCH

One-on-one: our 8-inch Tank against the 4-inch blade.

ALUGLOBUS · OURS

## 8-INCH

0.080-INCH WALLS
6005-T6
ALUMINUM LINKAGE + PIVOTS

VS

COMPETITOR: 4-INCH · NOT ALUGLOBUS

## 4-INCH

0.047-INCH WALLS
6063-T5
PLASTIC LINKAGE / PIVOTS (SAMPLE)

Comparison 01
Competitor blade, up close
Structural alloy vs architectural alloy
Inside the roof: linkage, motor and pivots

THE TANK™ | COMPARISON 01

# ALUGLOBUS 8-INCH VS COMPETITOR 4-INCH

Compare the dimensions. See what is inside the roof.

ALUGLOBUS · OURS

## ALUGLOBUS: THE TANK™

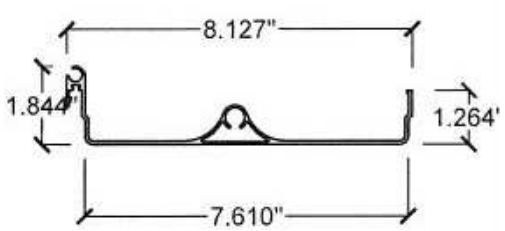


**8.127 INCHES | 6005-T6**

VS

COMPETITOR: 4-INCH · NOT ALUGLOBUS

## COMPETITOR 4-INCH SYSTEM

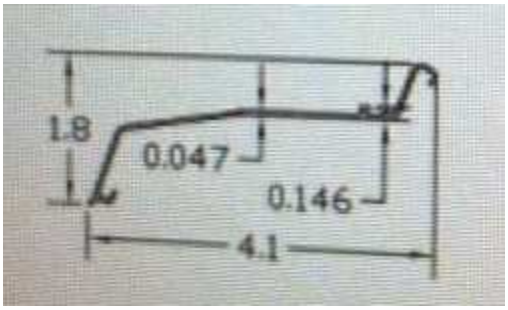


**4.1 INCHES | 6063-T5**

Widths shown in the supplied CAD drawings. Nearly 2x the blade width; width is not a load rating.

COMPETITOR 4-INCH SAMPLE

# COMPETITOR BLADE. UP CLOSE.

The metal profile is only part of the assembly. Look underneath.

COMPETITOR: 4-INCH · NOT ALUGLOBUS

## COMPETITOR SAMPLE | NOT ALUGLOBUS




**Plastic linkage and pivot pieces are visible beneath the aluminum strip.**

Background removed for clarity. Sample dimensions and alloy should be matched to its specific product documentation.

THE TANK™ MATERIALS

# STRUCTURAL ALLOY VS ARCHITECTURAL ALLOY

Materials selected for the job they perform.

ALUGLOBUS · OURS

ALUGLOBUS | OUR 8-INCH LOUVER BLADES

**6005-T6**

STRUCTURAL EXTRUSION ALLOY

VS

COMPETITOR: 4-INCH · NOT ALUGLOBUS

COMPETITOR 4-INCH EXTRUDED BLADES

**6063-T5**

COMMON ARCHITECTURAL EXTRUSION ALLOY

## WHAT THE GRADE MEANS FOR YOUR ROOF

Aluminum Association minimum mechanical property limits, extruded profiles. Higher = more force the blade takes.

**Force before the blade bends for good**

MINIMUM YIELD STRENGTH




**2.2x**

**Force before the blade breaks**

MINIMUM ULTIMATE TENSILE STRENGTH




**1.7x**

In plain words: before it bends out of shape for good, our blade alloy takes more than twice the force of 6063-T5. That strength is what lets an engineer approve longer louver spans.

THE REST OF OUR SYSTEM

**6061-T6 | Structural components**
**6063-T6 | Frame components**

Specified alloys. Heavy profiles. A complete engineered layout.

Our grades: latest owner specifications. Four-inch blade grade: supplied CAD. Six-inch grade: unknown. 6063 can also serve structural uses; alloy alone does not rate a roof. Hydro alloy data provides general material context.

Graph: Aluminum Association Table 11.1 minimums for extruded profiles; 6005-T5 / 6005A-T61: 35 ksi yield, 38 ksi ultimate; 6063-T5 (up thru 0.500 in): 16 ksi yield, 22 ksi ultimate.

OURS VS THEIRS

# ALUMINUM VS PLASTIC

Aluglobus components vs selected competitor components.

INSIDE THE ROOF · SELECTED COMPETING SYSTEMS




ALUGLOBUS · OURS **THE TANK™: ALUMINUM LINKAGE + PIVOTS**

Orange identifies Aluglobus. Gray identifies the selected competing system. Labels and highlights are digitally edited.

OURS VS THEIRS

# CLEAN MOTOR. RIGID LINKAGE.

Top: competitor system. Bottom: Aluglobus THE TANK™.

INSIDE THE ROOF · SELECTED COMPETING SYSTEMS




ALUGLOBUS · OURS **ALUMINUM LINKAGE. LOW-PROFILE MOTOR.**

Comparison applies to the systems pictured. Other manufacturers and models may differ.

OURS

# THE TANK™ OPERATING DETAIL

Aluminum link bars and pivot components, enlarged.

INSIDE THE ROOF · SELECTED COMPETING SYSTEMS




ALUGLOBUS · OURS **HEAVY-DUTY PARTS WHERE THEY MATTER.**

Orange graphic highlights identify the components; they do not represent a change in the physical finish.

— THEIRS

# THE COMPETING PIVOT DETAIL

Inspect the plastic components in this selected assembly.

INSIDE THE ROOF · SELECTED COMPETING SYSTEMS




SELECTED COMPETING SYSTEM · NOT ALUGLOBUS

**LOOK BEYOND THE FINISHED ROOF.**

This is one selected competing assembly, not a statement about every brand.

05

SECTION 05

# THE TANK™ VS THE KIT

One-on-one: our engineered system against a 6.5-inch pergola kit.

ALUGLOBUS · OURS

## 8-INCH

0.080-INCH WALLS
6005-T6
STAMPED TO 180 MPH

VS

COMPETITOR: 6.5-INCH · NOT ALUGLOBUS

## 6.5-INCH KIT

0.059-INCH WALLS
6063-T5
165 MPH MAX

- It's a kit: every size it is sold in
- Your patio fits your project: the kit's limits
- Even their biggest kit is still a kit
- Comparison 03
- Structural alloy vs the 6.5-inch kit
- Stamped for wind. Stamped for snow.
- U.S.-made, factory-backed

— THE KIT

# IT'S A KIT. THE SIZES ARE FIXED.

Every size the 6.5-inch kit is sold in, next to what THE TANK™ builds.

COMPETITOR: 6.5-INCH KIT · NOT ALUGLOBUS

### THE WHOLE MENU: 7 SIZES, DRAWN TO SCALE




**7**
SIZES ONLY · 10x10 TO 13x19 FT

**2**
LAYOUTS · FREESTANDING OR WALL-MOUNTED

**4**
KIT COLORS

> "Our pergolas come in our standard sizes; however, customers will make modifications to the height and width of the pergola by cutting the extruded aluminum." — the kit maker's own FAQ

### LONGEST SIDE YOU CAN GET

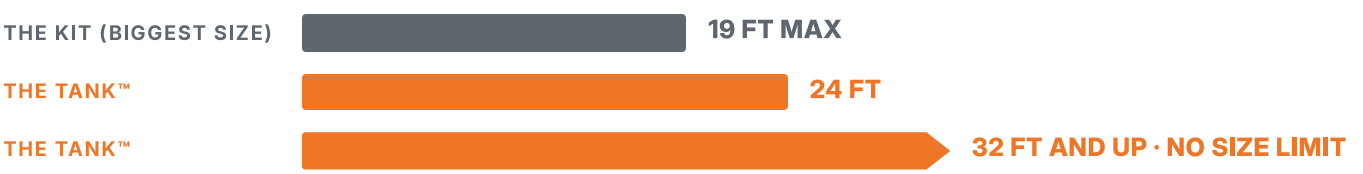


Competitor sizes, layouts and colors: the manufacturer's published product listings; the same 7 sizes are listed on every kit model it sells, including clearance models.

Quote: manufacturer's FAQ. A separate custom order is also offered (published delivery 10–14 weeks).

THE TANK™ sizes: owner-supplied. Layouts, spans and supports require project-specific engineering.

THE TANK™ VS A PERGOLA KIT

# YOUR PATIO FITS YOUR PROJECT.

Not your project squeezed into a kit.

| | THE TANK™ | | COMPETITOR 6.5-INCH KIT |
|---|---|---|---|
| SIZE | ANY SIZE. 24-FT, 32-FT AND UP | VS | 7 KIT SIZES, 10x10 TO 13x19 FT |
| POSTS | ANY POSITION | VS | SET BY EACH KIT DRAWING |
| BEAMS | 8- OR 10-INCH, YOUR LAYOUT | VS | ONE BEAM PROFILE PER KIT |
| FAN + LIGHTING | POSITIONED FOR THE PROJECT | VS | LED STRIPS BUILT INTO THE BEAMS |
| CANTILEVER | YES: NO FRONT POSTS | VS | NO CANTILEVER OPTION PUBLISHED |
| HOUSE ATTACHMENT | CUSTOM ANGLES TO THE HOUSE | VS | FREESTANDING OR WALL-MOUNTED |
| ROOF DESIGN: LOUVER, INSULATED, LATTICE OR BEAM | DUAL DESIGN, MIX ROOF TYPES | VS | LOUVERED ROOF ONLY |
| LAYOUT | VERTICAL OR HORIZONTAL, YOUR WAY | VS | PUBLISHED KIT LAYOUT |
| COLOR | CUSTOM POWDER-COAT COLORS | VS | 4 KIT COLORS |

Competitor: published product page, brochure and drawings for the selected 6.5-inch kit. It also offers custom sizes through a separate custom order. Our sizes, posts, cantilevers and spans require project-specific engineering.

THEIR PREMIUM KIT

# EVEN THEIR BIGGEST KIT IS STILL A KIT.

Their top model has a 7.5-inch blade. Same fixed sizes. Same limits.

ALUGLOBUS · OURS | VS | COMPETITOR: 6.5-INCH MAKER'S PREMIUM KIT · NOT ALUGLOBUS

| | THE TANK™ | | THEIR PREMIUM 7.5-INCH KIT |
|---|---|---|---|
| SIZES | ANY SIZE. 24-FT, 32-FT AND UP | VS | SAME 7 SIZES, 13x19 FT MAX |
| BLADE ALLOY | 6005-T6 · 2.2x MINIMUM YIELD | VS | 6063-T5 |
| WIND | TABULATED TO 180 MPH | VS | 165 MPH MAX (95 MPH ENCLOSED) |
| SNOW | TABULATED TO 100 PSF | VS | 30–75 PSF MAX, BY KIT SIZE |
| POSTS | ANY POSITION | VS | SET BY EACH KIT DRAWING |
| LIGHTING | POSITIONED FOR THE PROJECT | VS | LED STRIPS BUILT INTO THE LOUVERS |
| CANTILEVER | YES: NO FRONT POSTS | VS | NO CANTILEVER OPTION PUBLISHED |
| ROOF DESIGN | DUAL DESIGN, MIX ROOF TYPES | VS | LOUVERED ROOF ONLY |
| WARRANTY | 25-YR FRAME / 30-YR BLADES | VS | 10-YR STRUCTURAL |
| MADE | U.S. EXTRUSIONS, MOTORS, ELECTRONICS | VS | DESIGNED IN NORWAY; ORIGIN NOT PUBLISHED |
| COLOR | CUSTOM POWDER-COAT COLORS | VS | 4 KIT COLORS |

Premium kit: same manufacturer's published brochure, static calculations, engineering letter (open sides, louvers closed), drawings and product listings. Ours: stamped span tables (Jan 2026); sizes and sourcing owner-supplied. Not a side-by-side test; capacity is project-specific.

THE TANK™ | COMPARISON 03

# ALUGLOBUS 8-INCH VS COMPETITOR 6.5-INCH

Compare blade width, wall thickness and aluminum grade.

ALUGLOBUS · OURS

## ALUGLOBUS: THE TANK™ | 8 INCH | 6005-T6



**8.127 INCHES | 0.080-INCH WALLS + RUBBER BLADE SEALS**

VS

COMPETITOR: 6.5-INCH · NOT ALUGLOBUS

## COMPETITOR 6.5-INCH SYSTEM

## COMPETITOR: 6.5-INCH BLADE

**6.5 INCHES | 0.059-INCH WALLS | 6063-T5**

Sold as a pergola kit. Our blade walls are about 35% thicker than 0.059 inch, and our blade is about 1.25x as wide.

% THICKER = (0.080 − 0.0591) ÷ 0.0591 × 100 = 35%

Six-and-a-half-inch data from the manufacturer's published brochure (6 1/2 in, 6063-T5) and site-plan drawings (1.5 mm = 0.0591 in). 8.127 in is our blade's overall CAD width. Width is not a load rating; thickness alone does not rate roof capacity.

THE TANK™ MATERIALS

# STRUCTURAL ALLOY VS THE 6.5-INCH KIT

The same materials comparison, against the third competitor.

ALUGLOBUS · OURS

ALUGLOBUS | OUR 8-INCH LOUVER BLADES

**6005-T6**

STRUCTURAL EXTRUSION ALLOY

VS

COMPETITOR: 6.5-INCH · NOT ALUGLOBUS

COMPETITOR 6.5-INCH EXTRUDED BLADES

**6063-T5**

COMMON ARCHITECTURAL EXTRUSION ALLOY

## WHAT THE GRADE MEANS FOR YOUR ROOF

Aluminum Association minimum mechanical property limits, extruded profiles. Higher = more force the blade takes.

**Force before the blade bends for good**

MINIMUM YIELD STRENGTH




**2.2x**

**Force before the blade breaks**

MINIMUM ULTIMATE TENSILE STRENGTH




**1.7x**

In plain words: before it bends out of shape for good, our blade alloy takes more than twice the force of 6063-T5. That strength is what lets an engineer approve longer louver spans.

> About 2x the minimum yield strength. A higher-strength blade alloy carries more load before permanent bending, and that capacity is what the engineered span tables are built on.

Aluminum Association Table 11.1: 6005-T5 and 6005A-T61, 35 ksi yield / 38 ksi ultimate; 6063-T5 (up thru 0.500 in), 16 ksi yield / 22 ksi ultimate. Our grade: latest owner specification. Six-and-a-half-inch grade: manufacturer's brochure. Alloy alone does not rate a roof; spans are set by engineering.

THE TANK™ ENGINEERING

# STAMPED FOR WIND. STAMPED FOR SNOW.

Engineered span tables vs a kit's published maximum ratings.

ALUGLOBUS · OURS

**Attached Structures**

| Ground Snow (psf) IBC | Ground Snow (psf) IRC | Roof Design Load (psf) ASD | | Exposure B (mph) 95 | 100 | 105 | 110 | 115 | Exposure C (mph) 95 | 100 | 105 | 110 | 115 | 120 | 130 | 140 | 150 | 160 | 170 | 180 |
|---|---|---|---|---|---|---|---|---|---|---|---|---|---|---|---|---|---|---|---|---|
| 14.3 | 10 | 10 | Live/Snow | 13'-7" | 13'-7" | 13'-7" | 13'-7" | 13'-7" | 13'-7" | 13'-7" | 13'-7" | 13'-7" | 13'-7" | 13'-7" | 13'-7" | 13'-4" | 12'-4" | 11'-1" | 10'-5" | 9'-10" |
| 21.4 | 15 | 15 | | 13'-7" | 13'-7" | 13'-7" | 13'-7" | 13'-7" | 13'-7" | 13'-7" | 13'-7" | 13'-7" | 13'-7" | 13'-7" | 13'-7" | 13'-4" | 12'-4" | 11'-1" | 10'-5" | 9'-10" |
| 28.6 | 20 | 20 | Live/Snow | 13'-7" | 13'-7" | 13'-7" | 13'-7" | 13'-7" | 13'-7" | 13'-7" | 13'-7" | 13'-7" | 13'-7" | 13'-7" | 13'-7" | 13'-4" | 12'-4" | 11'-1" | 10'-5" | 9'-10" |
| 36.0 | 25.2 | 21.2 | | 13'-7" | 13'-7" | 13'-7" | 13'-7" | 13'-7" | 13'-7" | 13'-7" | 13'-7" | 13'-7" | 13'-7" | 13'-6" | 13'-0" | 12'-8" | 12'-3" | 11'-1" | 10'-5" | 9'-10" |
| 43.0 | 30 | 25.3 | | 13'-3" | 13'-3" | 13'-3" | 13'-3" | 13'-3" | 13'-3" | 13'-3" | 13'-3" | 13'-2" | 13'-0" | 12'-10" | 12'-6" | 12'-2" | 11'-3" | 11'-1" | 10'-5" | 9'-10" |
| 53.0 | 37.1 | 31.2 | | 12'-4" | 12'-4" | 12'-4" | 12'-4" | 12'-4" | 12'-4" | 12'-4" | 12'-4" | 12'-4" | 12'-4" | 12'-8" | 12'-2" | 12'-3" | 10'-1" | 11'-1" | 10'-5" | 9'-10" |
| 60.0 | 42 | 35.3 | | 11'-10" | 11'-10" | 11'-10" | 11'-10" | 11'-10" | 11'-10" | 11'-10" | 11'-9" | 11'-9" | 11'-7" | 11'-5" | 11'-2" | 10'-1" | 10'-7" | 10'-3" | 10'-0" | 9'-9" |
| 72.0 | 50.4 | 42.3 | | 11'-2" | 11'-2" | 11'-2" | 11'-2" | 11'-2" | 11'-2" | 11'-2" | 11'-2" | 11'-1" | 10'-11" | 10'-10" | 10'-7" | 10'-4" | 10'-1" | 9'-10" | 9'-7" | 9'-4" |
| 86.0 | 60.2 | 50.6 | | 10'-3" | 10'-3" | 10'-3" | 10'-3" | 10'-3" | 10'-3" | 10'-3" | 10'-3" | 10'-3" | 10'-3" | 10'-3" | 10'-0" | 9'-8" | 9'-6" | 9'-4" | 8'-1" | 8'-1" |
| 100.0 | 70 | 58.8 | | 9'-7" | 9'-7" | 9'-7" | 9'-7" | 9'-7" | 9'-7" | 9'-7" | 9'-7" | 9'-7" | 9'-7" | 9'-6" | 9'-3" | 9'-1" | 8'-11" | 8'-8" | 8'-3" | |

**Freestanding Structures**

| Ground Snow (psf) IBC | Ground Snow (psf) IRC | Roof Design Load (psf) ASD | | Exposure B (mph) 95 | 100 | 105 | 110 | 115 | Exposure C (mph) 95 | 100 | 105 | 110 | 115 | 120 | 130 | 140 | 150 | 160 | 170 | 180 |
|---|---|---|---|---|---|---|---|---|---|---|---|---|---|---|---|---|---|---|---|---|
| 14.3 | 10 | 10 | Live/Snow | 13'-7" | 13'-7" | 13'-7" | 13'-7" | 13'-7" | 13'-7" | 13'-7" | 13'-7" | 13'-7" | 13'-7" | 13'-7" | 13'-7" | 12'-7" | 12'-7" | 12'-0" | 12'-0" | 11'-11" |
| 21.4 | 15 | 15 | | 13'-7" | 13'-7" | 13'-7" | 13'-7" | 13'-7" | 13'-7" | 13'-7" | 13'-7" | 13'-7" | 13'-7" | 13'-7" | 13'-7" | 13'-7" | 13'-7" | 12'-0" | 12'-0" | 11'-11" |
| 28.6 | 20 | 20 | Live/Snow | 13'-7" | 13'-7" | 13'-7" | 13'-7" | 13'-7" | 13'-7" | 13'-7" | 13'-7" | 13'-7" | 13'-7" | 13'-7" | 13'-7" | 13'-6" | 13'-0" | 12'-0" | 12'-0" | 11'-11" |
| 36.0 | 25.2 | 21.2 | | 13'-7" | 13'-7" | 13'-7" | 13'-7" | 13'-7" | 13'-7" | 13'-7" | 13'-7" | 13'-7" | 13'-7" | 13'-7" | 13'-0" | 12'-8" | 12'-4" | 11'-11" | 11'-6" | 11'-1" |
| 43.0 | 30 | 25.3 | | 13'-7" | 13'-7" | 13'-7" | 13'-7" | 13'-7" | 13'-7" | 13'-7" | 13'-7" | 13'-7" | 13'-7" | 13'-5" | 13'-0" | 12'-7" | 12'-3" | 11'-9" | 11'-5" | 11'-1" |
| 53.0 | 37.1 | 31.2 | | 13'-3" | 13'-3" | 13'-3" | 13'-3" | 13'-3" | 13'-3" | 13'-3" | 13'-3" | 13'-2" | 13'-0" | 12'-10" | 12'-6" | 12'-1" | 11'-8" | 11'-4" | 11'-1" | 10'-9" |
| 60.0 | 42 | 35.3 | | 12'-4" | 12'-4" | 12'-4" | 12'-4" | 12'-4" | 12'-4" | 12'-4" | 12'-4" | 11'-7" | 12'-9" | 12'-1" | 11'-9" | 11'-5" | 11'-2" | 10'-10" | 10'-7" | 9'-2" |
| 72.0 | 50.4 | 42.3 | | 11'-10" | 11'-10" | 11'-10" | 11'-10" | 11'-10" | 11'-10" | 11'-10" | 11'-10" | 11'-10" | 11'-9" | 11'-7" | 11'-4" | 11'-1" | 10'-9" | 10'-6" | 9'-6" | 9'-5" |
| 86.0 | 60.2 | 50.6 | | 11'-2" | 11'-2" | 11'-2" | 11'-2" | 11'-2" | 11'-2" | 11'-2" | 11'-2" | 11'-2" | 11'-1" | 11'-0" | 10'-9" | 10'-6" | 9'-6" | 9'-2" | 8'-1" | 8'-8" |
| 100.0 | 70 | 58.8 | | 10'-3" | 10'-3" | 10'-3" | 10'-3" | 10'-3" | 10'-3" | 10'-2" | 10'-2" | 10'-0" | 9'-11" | 9'-9" | 9'-6" | 9'-3" | 9'-0" | 8'-8" | 8'-3" | 7'-10" |

**WIND**

THE TANK™
**TABULATED TO 180 MPH**
EXPOSURE B + C

VS

COMPETITOR 6.5-INCH KIT
**165 MPH MAX**
95 MPH WITH WALLS ENCLOSED

**SNOW**

THE TANK™
**TABULATED TO 100 PSF**
GROUND SNOW, IBC

VS

COMPETITOR 6.5-INCH KIT
**30–65 PSF MAX**
VARIES BY KIT SIZE

Ours: span tables stamped by a licensed California civil PE, Jan 2026 (louver spans 13′-7″ to 7′-10″). Competitor: its published engineering letter, open sides, louvers closed; it also advises leaving slats open when not in use. Different formats, not a side-by-side test.

THE TANK™ | FACTORY-DIRECT

# U.S. EXTRUSIONS. U.S. MOTORS. U.S. ELECTRONICS.

Backed by our own factory. Not a kit shipped from a warehouse.

ALUGLOBUS · OURS

## ALUGLOBUS: THE TANK™

### U.S. EXTRUSIONS

Aluminum profiles extruded in the United States.

### U.S. MOTORS

Louver drive motors sourced in the United States.

### U.S. ELECTRONICS

Controls and electronics sourced in the United States.

### FACTORY BACKUP

Parts, service and engineering support from our own factory.

VS

COMPETITOR: 6.5-INCH · NOT ALUGLOBUS

## COMPETITOR 6.5-INCH KIT

### DESIGNED IN NORWAY

Country of manufacture for its extrusions, motors and electronics is not stated in its published material. Sold as a kit through U.S. warehouses.

Aluglobus sourcing and factory support: owner-supplied. Competitor: published brochure (“Designed in Norway”) and company page (U.S. warehouse and operations facilities). Comparisons apply to the selected products.

THE VERDICT

# THE TANK™ VS ALL THREE.

Every documented measure, in one table. Ours leads on each one.

| | THE TANK™ | COMPETITOR: 6-INCH | COMPETITOR: 4-INCH | COMPETITOR: 6.5-INCH KIT |
|---|---|---|---|---|
| BLADE WIDTH | ✔ 8.127 IN | 6-INCH CLASS | 4.1 IN | 6.5 IN |
| BLADE WALLS | ✔ 0.080 IN | 0.055 IN | 0.047 IN | 0.059 IN |
| OUR WALLS ARE THICKER BY | ✔ THICKEST WALLS | 45% | 70% | 35% |
| BLADE ALLOY | ✔ 6005-T6 | UNKNOWN | 6063-T5 | 6063-T5 |
| BLADE SEALS | ✔ RUBBER SEALS | NO RUBBER SEALS | NOT DOCUMENTED | NOT DOCUMENTED |
| LINKAGE + PIVOTS | ✔ ALUMINUM | NOT DOCUMENTED | PLASTIC (SAMPLE) | NOT DOCUMENTED |
| WIND DOCUMENTATION | ✔ STAMPED TABLES TO 180 MPH | NOT DOCUMENTED | NOT DOCUMENTED | 165 MPH MAX |
| SIZE + LAYOUT | ✔ ANY SIZE, ANY POST POSITION | NOT DOCUMENTED | NOT DOCUMENTED | 7 KIT SIZES |
| CANTILEVER | ✔ YES | NOT DOCUMENTED | NOT DOCUMENTED | NONE PUBLISHED |
| WARRANTY | ✔ 25-YR FRAME / 30-YR BLADES | NOT DOCUMENTED | NOT DOCUMENTED | 10-YR STRUCTURAL |
| MADE | ✔ U.S. EXTRUSIONS, MOTORS, ELECTRONICS | NOT DOCUMENTED | NOT DOCUMENTED | ORIGIN NOT PUBLISHED |

Figures repeat the comparison pages in this guide. Six-inch class: 6.375-inch overall CAD width. Four-inch linkage: supplied sample. Six-and-a-half-inch kit: manufacturer's published brochure, drawings, product page and engineering letter.

"Not documented" = not shown in the material used for this guide. Width and thickness are not load ratings; spans, wind and snow capacity are set by project-specific engineering.

ALUGLOBUS VS TWO COMPETITOR SYSTEMS

# OUR TANK VS TWO COMPETITOR BLADES

Aluglobus offers the 8-inch Tank. The 6-inch and 4-inch blades are competitors.

ALUGLOBUS · OURS

## ALUGLOBUS: THE TANK™ | 8-INCH BLADE

**0.080-INCH WALLS | 6005-T6**

Heavy-wall aluminum. Rubber seals between blades.

COMPETITOR: 6-INCH · NOT ALUGLOBUS

## COMPETITOR: 6-INCH BLADE

**0.055-INCH WALLS | GRADE UNKNOWN**

Slim-wall profile. No rubber seal at blade joints.

COMPETITOR: 4-INCH · NOT ALUGLOBUS

## COMPETITOR: 4-INCH BLADE

**0.047-INCH WALLS | 6063-T5**

Smaller profile. Plastic linkage/pivot components in the supplied sample.

Our blade walls are about 45% thicker than 0.055 inch and 70% thicker than 0.047 inch. Comparisons apply to the selected products; thickness alone does not rate roof capacity.

Six-and-a-half-inch blade: 0.059-inch walls (1.5 mm, manufacturer's drawings); ours are about 35% thicker.

ALUGLOBUS VS SELECTED COMPETITOR SYSTEMS

# THICKER ALUMINUM. A SUBSTANTIAL SYSTEM.

Compare dimensions before you compare price.

## BLADE WALLS

THE TANK™
**0.080 INCH**

VS

COMPETITOR
**6 IN: 0.055 / 4 IN: 0.047 / 6.5 IN: 0.059**

45% thicker vs 6 inch; 70% thicker vs 4 inch.

## GUTTER PROFILE

THE TANK™
**5.5 INCH / 0.125-INCH WALL**

VS

COMPETITOR
**SELECTED 3-4-INCH PROFILES**

A substantial integrated aluminum drainage profile.

## BEAM FRAME

THE TANK™
**8- OR 10-INCH OPTIONS**

VS

COMPETITOR
**SMALLER OR FIXED OPTIONS**

Choose the frame proportions for the property.

Compared walls: six-inch blade 0.055 inch; four-inch blade 0.047 inch. Percentage comparison is wall thickness only, not a roof load rating. Six-and-a-half-inch blade 0.059 inch (1.5 mm, manufacturer's drawings): our walls are about 35% thicker vs 6.5 inch.

THE TANK™ WARRANTY

# LONG-TERM COVERAGE.

Read the written warranty. Compare the covered components.

ALUGLOBUS · OURS

ALUGLOBUS FRAME

**25 YEARS**

LIMITED WARRANTY

ALUGLOBUS · OURS

ALUGLOBUS BLADES

**30 YEARS**

LIMITED WARRANTY

VS

COMPETITORS · NOT ALUGLOBUS

**5-10 YEARS**

ON SELECTED COMPETITOR PRODUCTS

Owner-supplied warranty terms. Limited component coverage is subject to the written warranty, exclusions and maintenance requirements. Motors, coatings, seals and labor may have different coverage.

THE TANK™ | PROJECT GALLERY

# THE DETAILS MAKE THE DIFFERENCE.

A closer look at an installed THE TANK™ patio system.



## AN OUTDOOR ROOM. REDEFINED.

Clean architectural lines. Integrated lighting. Space to gather.

ACTUAL ALUGLOBUS PROJECT

ALUGLOBUS: 8-INCH TANK | COMPETITORS: 6-INCH + 4-INCH + 6.5-INCH

NEXT STEP

THE TANK™

# THE TANK™ CANTILEVER SYSTEMS

Heavy-duty aluminum. More open space.




## CHOOSE THE SYSTEM BEHIND THE FINISH.

Send your dimensions + a property photo.

**aluglobusfence.com/contacts/**

Tank image is a brand illustration, not a physical test or load-capacity claim. Cantilever dimensions, anchorage and loads require project-specific engineering.